


GCF AT A GLANCE

PROJECT PORTFOLIO

as of 15 June 2020



GREEN
CLIMATE
FUND

GCF PORTFOLIO TO DATE (USD)

103 ✓
Developing
countries with
approved projects

128
Approved
projects

5.3b
GCF funding
approved

13.6b
Co-Financing

18.9b
Total value of
approved
projects

102
Projects under
implementation
with 4.3b of GCF
funding

97
Accredited
Entities

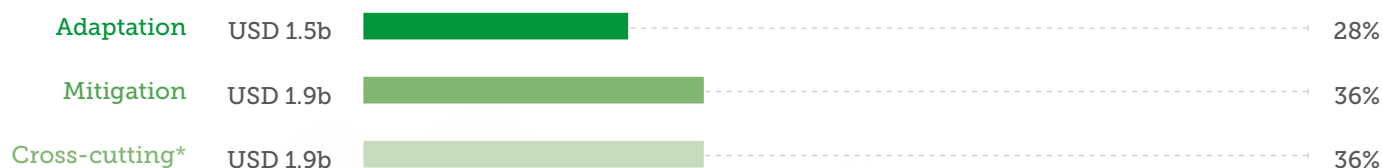
45
Direct Access
(National)

13
Direct Access
(Regional)

39
International
Access

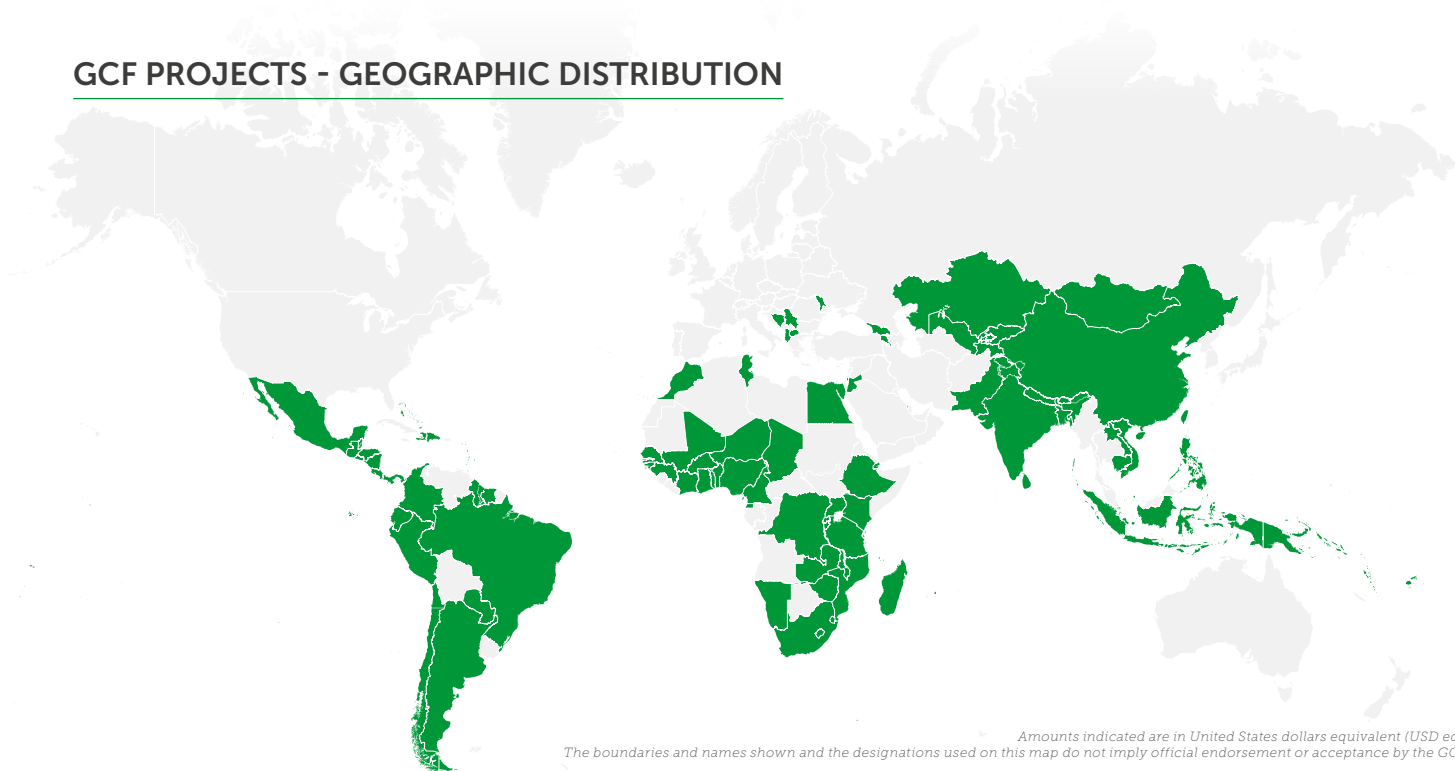
1.128b
disbursed

APPROVED PROJECTS VALUE BY THEME



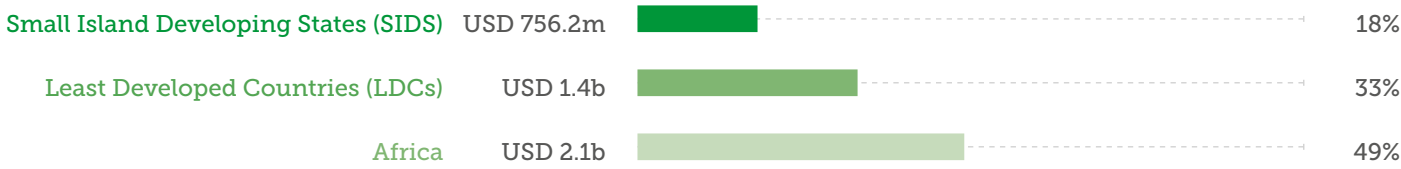
*The impact of the intervention will, to some extent, both reduce future GHG emissions (to avoid climate change), as well as improve the resilience of an industry or community (to deal with climate change once it occurs)

GCF PROJECTS - GEOGRAPHIC DISTRIBUTION

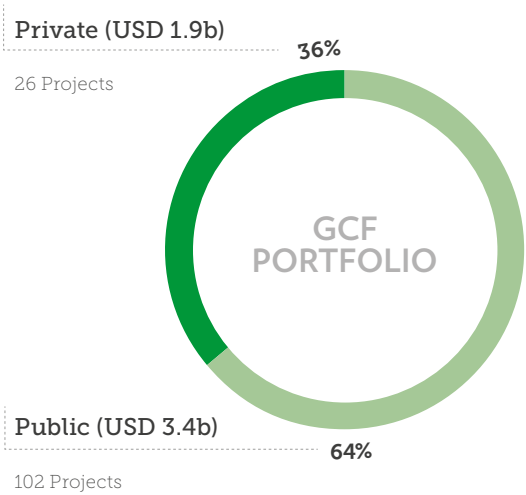


Amounts indicated are in United States dollars equivalent (USD eq.).
The boundaries and names shown and the designations used on this map do not imply official endorsement or acceptance by the GCF.

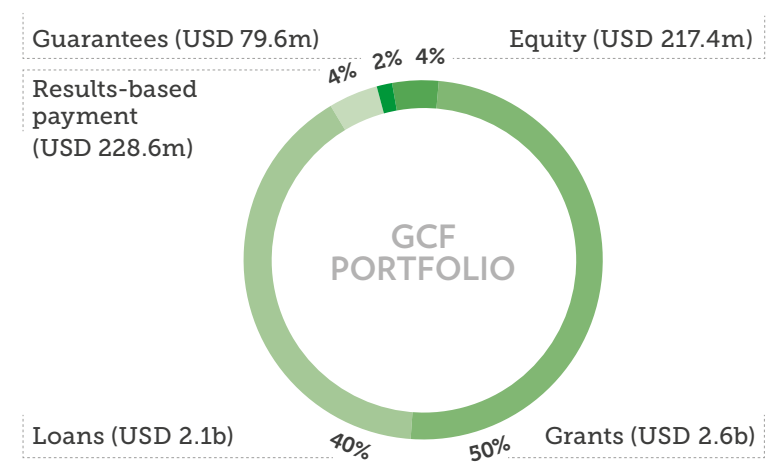
APPROVED PROJECTS VALUE BY PRIORITY REGIONS



FUNDING AMOUNT BY SECTOR



GCF FUNDING BY FINANCIAL INSTRUMENTS



READINESS AND PREPARATORY SUPPORT PROGRAMME (READINESS)

GCF funding approved	USD 250.5m
GCF funding for Readiness grants under implementation (and completed)	USD 233.7m
Countries targeted	138

GCF makes investments within **8 strategic result areas**, in line with country priorities.



Energy generation and access



Transport



Buildings, cities, industries and appliances



Forests and land use



Health, food and water security



Livelihoods of people and communities



Ecosystems and ecosystem services



Infrastructure and the built environment